

TRAVIS COUNTY ESD #3 BOARD MEETING

TABLE OF CONTENTS

December 18, 2023

1. Agenda	page 1
2. Minutes from November 27, 2023	pages 2 - 3
3. Treasurer's Report	pages 4 - 13
4. Payments over \$2,000	page 14
5. Sales Tax Statistics	pages 15 - 23
6. Chief's Monthly Status Report	pages 24 - 25

NOTICE IS HEREBY GIVEN that the Board of Emergency Services Commissioners of Travis County Emergency Services District No. 3 (TCESD3) will hold a regular and publicized meeting at 7:00 p.m. on Monday, December 18, 2023 in the Community Room of TCESD3 Station 302 located at 4111 Barton Creek Blvd., Austin, Travis County, Texas. The subject of and matters to be considered at said meeting include, among other business, the following:

1. Call to order.
2. Proof of quorum.
3. General visitor communications: Receive comments from visitors.
4. Review and approve the minutes of the November 27, 2023 regular meeting of the District.
5. Review and approval of the Treasurers' monthly report for November 2023.
6. Approve payments over \$2,000 from November 21st to December 14, 2023.
7. Review Sales Tax Statistics
8. Review of Chief's Monthly Status Reports
 1. Significant incident runs;
 2. Statistics;
 3. Special Project Updates
9. Other Business:
 1. Report on any ESDCC activities. Announcement of the next ESDCC meeting dates.
 2. Commissioner Announcements (no action will be taken on any such announcements).
10. Announcement of future meeting dates of the Board of ESD 03 Commissioners.
11. Adjourn.

By: _____ Herb Holloway, Business Manager

NOTE: The Board of Emergency Services Commissioners reserves the right to adjourn into Closed Meeting at any time during the course of this meeting to discuss any of the agenda items listed above as authorized by Texas Government Code, Section 551.071 (Consultation with Attorney), 551.072 (Deliberations about Real Property), 551.073 (Deliberations about Gifts and Donations), 551.074 (Personnel Matters), and 551.076 (Deliberations about Security Devices) or other applicable law. Travis County Emergency Services District Number 3 is committed to compliance with the Americans with Disabilities Act. Reasonable modification and equal access to communications will be provided upon request. Please call the District Administrative Office at 288-5534 for information. Hearing impaired or speech disabled persons equipped with telecommunication devices for the deaf may call the statewide Relay Program at 1-800-735-2988 or by dialing '711'. Visitor Communications are regular agenda items at monthly meetings of the Board of Emergency Services Commissioners of Travis County Emergency Services District Number 3. Visitors who wish to speak under Visitor's Communications must sign up before the meeting is called to order. Each person, organization or group wishing to address the Board will be allowed a maximum of three (3) minutes to speak on items on the agenda or other business of the District. Speakers may register in person at the posted location of the meeting, starting 30 minutes prior to the start of the meeting and using the form provided. The speaker will give his/her name, address, organizational affiliation, if any, and indicate the subject he/she intends to address. The Board welcomes citizen comment on any issue, but the Open Meetings Act prohibits any board action on issues not posted on the agenda. The District reserves the right to terminate any presentation by a speaker if it is disruptive of the good conduct of the meeting, or is in violation of law.

The undersigned affirms and states that he posted or caused to be posted a true and correct copy of the foregoing notice at a place convenient to the public at the Travis County ESD3 Administrative Office, 4111 Barton Creek Boulevard, Travis County, Texas, a location within said Travis County Emergency Services District Number 3 at _____ .M. on December 14, 2023.

By: _____ Herb Holloway, Business Manager

Minutes of Travis County Emergency Services District #3

November 27, 2023

Attached to and incorporated into these minutes is a copy of the official agenda for the November 27, 2023 meeting.

Under Agenda Item 1 & 2: Commissioner President Edd New called the Travis County Emergency Services District #3 (TCESD# 3, the District) Board of Commissioners' regular meeting to order at 7:00 p.m. A quorum was established with Commissioners Carroll Knight, David Detwiler, Matt Escobedo and John Villanacci in attendance. Fire department personnel present at the meeting included: Chief Wittig, Business Manager Holloway, Firefighters Barfield, and Patton.

Under Agenda Item 3: There were no comments from visitors.

Under Agenda Item 4: The minutes of the October 23, 2023 Regular meeting were reviewed. Commissioner Detwiler moved to approve. Commissioner Knight seconded the motion, which was carried unanimously.

Under Agenda Item 5: The Treasurers Report ending October 2023 was reviewed. Commissioner Villanacci moved to approve the report. Commissioner Escobedo seconded the motion, which was carried unanimously.

Under Agenda Item 6: Checks over \$2,000 from October 19th to November 21 ,2023 were reviewed. Commissioner Escobedo moved to approve. Commissioner Knight seconded the motion, which was carried unanimously.

Under Agenda Item 7: Sales Tax reports were presented by Chief Wittig.

Under Agenda Item 8: Chief Wittig presented the Monthly Status Report.

Under Agenda Item 9: There were no comments.

Under Agenda Item 10: It was announced that the next REGULAR Board meetings of TCESD#3 would be held on December 18th, 2023, January 22, 2024 and February 26, 2024 at Station 302.

Under Agenda Item 11: Meeting was adjourned at 8:57 p.m.

NOTICE IS HEREBY GIVEN that the Board of Emergency Services Commissioners of Travis County Emergency Services District No. 3 (TCESD3) will hold a regular and publicized meeting at 7:00 p.m. on Monday, November 27, 2023 in the Community Room of TCESD3 Station 302 located at 4111 Barton Creek Blvd., Austin, Travis County, Texas. The subject of and matters to be considered at said meeting include, among other business, the following:

1. Call to order.
2. Proof of quorum.
3. General visitor communications: Receive comments from visitors.
4. Review and approve the minutes of the October 23, 2023 regular meeting of the District.
5. Review and approval of the Treasurers' monthly report for October 2023.
6. Approve payments over \$2,000 from October 19th to November 21, 2023.
7. Review Sales Tax Statistics
8. Review of Chief's Monthly Status Reports
 1. Significant incident runs;
 2. Statistics;
 3. Special Project Updates
9. Other Business:
 1. Report on any ESDCC activities. Announcement of the next ESDCC meeting dates.
 2. Commissioner Announcements (no action will be taken on any such announcements).
10. Announcement of future meeting dates of the Board of ESD 03 Commissioners.
11. Adjourn.

By: _____ Herb Holloway, Business Manager

NOTE: The Board of Emergency Services Commissioners reserves the right to adjourn into Closed Meeting at any time during the course of this meeting to discuss any of the agenda items listed above as authorized by Texas Government Code, Section 551.071 (Consultation with Attorney), 551.072 (Deliberations about Real Property), 551.073 (Deliberations about Gifts and Donations), 551.074 (Personnel Matters), and 551.076 (Deliberations about Security Devices) or other applicable law. Travis County Emergency Services District Number 3 is committed to compliance with the Americans with Disabilities Act. Reasonable modification and equal access to communications will be provided upon request. Please call the District Administrative Office at 288-5534 for information. Hearing impaired or speech disabled persons equipped with telecommunication devices for the deaf may call the statewide Relay Program at 1-800-735-2988 or by dialing '711'. Visitor Communications are regular agenda items at monthly meetings of the Board of Emergency Services Commissioners of Travis County Emergency Services District Number 3. Visitors who wish to speak under Visitor's Communications must sign up before the meeting is called to order. Each person, organization or group wishing to address the Board will be allowed a maximum of three (3) minutes to speak on items on the agenda or other business of the District. Speakers may register in person at the posted location of the meeting, starting 30 minutes prior to the start of the meeting and using the form provided. The speaker will give his/her name, address, organizational affiliation, if any, and indicate the subject he/she intends to address. The Board welcomes citizen comment on any issue, but the Open Meetings Act prohibits any board action on issues not posted on the agenda. The District reserves the right to terminate any presentation by a speaker if it is disruptive of the good conduct of the meeting, or is in violation of law.

The undersigned affirms and states that he posted or caused to be posted a true and correct copy of the foregoing notice at a place convenient to the public at the Travis County ESD3 Administrative Office, 4111 Barton Creek Boulevard, Travis County, Texas, a location within said Travis County Emergency Services District Number 3 at _____ .M. on November 27, 2023.

By: _____ Herb Holloway, Business Manager

NOTES TO THE FINANCIAL STATEMENTS

- 1) Balance Sheet - The net cash balances have decreased by \$377,842 since October 31, 2023 for a total of \$15,986,051 in cash and investments.
- 2) Treasury Bills average rate of return is 5.33% (up .18%)
- 3) Certificate of Deposits average rate of return is 5.02%. (stable)
- 4) TexPool accounts average rate of return is 5.30% (down .16%)
- 5) Revenue & Expense – November 2023 only. Interest Income up by \$26k and Sales Tax Collections are down by \$65k. Net Loss for November 2023 was (\$379,478) compared to last year's November 2022 net revenue of \$87,901.
Account 600 Emergency Response was up by \$118,449. Which includes Truck Repairs of \$72,017, Computers for trucks of \$34,002 and Travis County Annual radio fees of \$27,680.
Account 640 Human Resources was up by \$295,984. Which includes an extra payroll of \$186,530, one extra Health Insurance payment of \$47,881 and a Texas Mutual Workers Comp. Audit of \$30,100.
- 6) Checks over \$2,000 – Nothing to make note of, all standard expenses..

Travis County ESD#3
Balance Sheet Prev Year Comparison

As of November 30, 2023

	Nov 30, 23	Nov 30, 22	\$ Change
ASSETS			
Current Assets			
Checking/Savings			
113 - Treasury Bills - RESERVE	3,003,168.00	0.00	3,003,168.00
110 - WF ADVISORS - Cash Sweep	205,148.27	344,902.24	-139,753.97
100 WF Money Market 8960	2,778,266.90	2,980,336.29	-202,069.39
102 WF Checking Plus 8760	65,215.23	267,865.89	-202,650.66
103 WF RESERVE Savings 7928	803,660.61	796,172.23	7,488.38
104 WF General CDs	1,225,000.00	1,225,007.00	-7.00
105 WF RESERVE CDs	980,000.00	735,000.00	245,000.00
107 WF 2005 & 2013 Bond Debt	27,391.92	25,392.54	1,999.38
108 TexPool Investment 001	6,258,699.00	5,960,620.08	298,078.92
109 TexPool RESERVE 002	639,356.33	608,906.18	30,450.15
115 Petty Cash	145.00	145.00	0.00
Total Checking/Savings	15,986,051.26	12,944,347.45	3,041,703.81
Accounts Receivable			
125 Accounts Receivable	64,534.30	63,760.15	774.15
Total Accounts Receivable	64,534.30	63,760.15	774.15
Other Current Assets			
Due from Gen. Fund to Debt Serv	9,592.00	9,592.00	0.00
123 - Sales Tax Receivable	1,030,234.28	1,030,234.28	0.00
1021 Texas Compt. Reserve Acct	9,446.71	10,713.70	-1,266.99
120 A/R Property Taxes 1yr +	60,609.70	60,609.70	0.00
121 Allowance for Doubtful A/Cs	-10,051.00	-10,051.00	0.00
131 - Prepaid Expenses	287,950.50	287,950.50	0.00
Total Other Current Assets	1,387,782.19	1,389,049.18	-1,266.99
Total Current Assets	17,438,367.75	14,397,156.78	3,041,210.97
Fixed Assets			
Land and Land Improvements	1,350,661.00	1,350,661.00	0.00
Fire Trucks and Vehicles	3,537,736.70	3,537,736.70	0.00
Office and Other Equipment	566,471.42	566,471.42	0.00
Buildings	7,063,270.73	7,063,270.73	0.00
Accumulated Depreciation	-4,768,211.15	-4,768,211.15	0.00
Total Fixed Assets	7,749,928.70	7,749,928.70	0.00
TOTAL ASSETS	25,188,296.45	22,147,085.48	3,041,210.97

Travis County ESD#3
Balance Sheet Prev Year Comparison
As of November 30, 2023

	Nov 30, 23	Nov 30, 22	\$ Change
LIABILITIES & EQUITY			
Liabilities			
Current Liabilities			
Other Current Liabilities			
Accounts Payable - Audit	21,196.81	21,196.81	0.00
Due to Debt Serv. from Gen. Fun	9,592.00	9,592.00	0.00
200 Deferred Revenue - Prop Tax	62,814.03	62,814.03	0.00
260 Accrued salaries payable	185,526.60	185,526.60	0.00
Total Other Current Liabilities	279,129.44	279,129.44	0.00
Total Current Liabilities	279,129.44	279,129.44	0.00
Long Term Liabilities			
Accrued Vacation Payable	367,924.00	367,924.00	0.00
2013 Limited Bonds	165,000.00	500,000.00	-335,000.00
Total Long Term Liabilities	532,924.00	867,924.00	-335,000.00
Total Liabilities	812,053.44	1,147,053.44	-335,000.00
Equity			
Investment in Fixed Assets	7,979,316.61	7,644,316.61	335,000.00
Fund Balance - Unassigned	10,102,871.48	10,102,871.48	0.00
Fund Balance - Assigned	6,661,216.10	2,940,378.40	3,720,837.70
Net Revenue	-367,161.18	312,465.55	-679,626.73
Total Equity	24,376,243.01	21,000,032.04	3,376,210.97
TOTAL LIABILITIES & EQUITY	25,188,296.45	22,147,085.48	3,041,210.97

TCESD # 3 Certificate of Deposit Details

RESERVE SAVINGS CD's

#		Bought	Mature
MAE8	\$245,000.00	5.35%	9/8/24
VZ41	\$245,000.00	5.25%	8/8/24
KPZ1	\$245,000.00	4.60%	1/18/24
UAJ7	\$245,000.00	4.65%	1/18/23

\$980,000.00

Yearly Return

MAE8	Everbank
VZ41	Bank of America
KPZ1	Citizens Bank
UAJ7	Charles Schwab Bank

\$48,632

GENERAL SAVINGS CD's

#		Bought	Mature
ETR4	\$245,000.00	5.10%	5/11/23
RLR7	\$245,000.00	4.75%	2/27/23
KBR8	\$245,000.00	5.10%	5/11/23
1NU7	\$245,000.00	5.15%	5/11/23
KRY5	\$245,000.00	5.25%	8/16/23

\$1,225,000.00

Yearly Return

ETR4	Morgan Stanley
RLR7	Parkway Bank
KBR8	US Bank
1NU7	Green Bay Bank
KRY5	Barclays Bank

\$61,928

Total Debt Repayment Schedule															
Date	Firetrucks and Tower			Series 2003			Series 2005			Series 2013			TOTAL		
	Principal	Interest	Total	Principal	Interest	Total	Principal	Interest	Total	Principal	Interest	Total	Principal	Interest	Total
3/1/2013															
3/2/2013	75,858	15,124	90,983										75,858	15,124	90,983
7/17/2013	24,672	15,244	39,917										24,672	15,244	39,917
9/1/2013	165,000	3,011	168,011	65,000	4,100	69,100	50,000	38,975	88,975	88,975	46,086	326,086	280,000	46,086	326,086
3/1/2014					2,800	2,800	-	38,475	38,475	38,475	41,275	41,275	-	41,275	41,275
7/17/2014	25,477	14,440	39,917										25,477	14,440	39,917
3/2/2014	79,385	11,597	90,983										79,385	11,597	90,983
9/1/2014				70,000	2,800	72,800	195,000	38,475	233,475	233,475	41,275	306,275	265,000	41,275	306,275
3/1/2015					1,400	1,400	-	36,525	36,525	36,525	37,925	37,925	-	37,925	37,925
3/2/2015	83,077	7,905	90,983										83,077	7,905	90,983
7/17/2015	26,307	13,610	39,917										26,307	13,610	39,917
9/1/2015				70,000	1,400	71,400	200,000	36,525	236,525	236,525	37,925	307,925	270,000	37,925	307,925
3/1/2016															
3/2/2016	86,940	4,042	90,983										86,940	4,042	90,983
6/1/2016	391,799	11,353	403,152										391,799	11,353	403,152
9/1/2016				280,000									280,000		
3/1/2017															
3/1/2017															
3/1/2018															
3/1/2018				280,000	31,725	311,725	280,000	28,925	28,925	311,725	28,925	28,925	280,000	28,925	311,725
9/1/2018															
9/1/2018				290,000	28,925	318,925	290,000	28,925	318,925	290,000	28,925	318,925	290,000	28,925	318,925
3/1/2019															
3/1/2019															
3/1/2019				300,000	26,025	326,025	300,000	26,025	326,025	300,000	26,025	326,025	300,000	26,025	326,025
3/1/2020															
3/1/2020															
3/1/2020				305,000	21,525	326,525	305,000	21,525	326,525	305,000	21,525	326,525	305,000	21,525	326,525
3/1/2021															
3/1/2021															
3/1/2021				310,000	16,950	326,950	310,000	16,950	326,950	310,000	16,950	326,950	310,000	16,950	326,950
3/1/2022															
3/1/2022															
3/1/2022				320,000	12,300	332,300	320,000	12,300	332,300	320,000	12,300	332,300	320,000	12,300	332,300
3/1/2023															
3/1/2023															
3/1/2023				335,000	7,500	342,500	335,000	7,500	342,500	335,000	7,500	342,500	335,000	7,500	342,500
3/1/2024															
3/1/2024				85,000	2,475	87,475	85,000	2,475	87,475	85,000	2,475	87,475	85,000	2,475	87,475
3/1/2025															
3/1/2025															
3/1/2025				80,000	1,200	81,200	80,000	1,200	81,200	80,000	1,200	81,200	80,000	1,200	81,200
TOTAL	793,515	93,315	886,835	\$ 165,000	\$ 6,023	\$ 171,023	\$ 205,000	\$ 16,600	\$ 221,600	\$ 3,030,000	\$ 565,235	\$ 3,595,235	\$ 4,193,515	\$ 681,173	\$ 4,874,693

Travis County ESD#3
Revenue & Expense Prev Year Comparison
 November 2023

	Nov 23	Nov 22	\$ Change
Revenue and Expense			
Revenue			
407 INTEREST	48,856.69	22,782.45	26,074.24
410 PROPERTY TAX	27,229.10	6,700.44	20,528.66
415 SALES TAX ALLOCATION	481,974.96	546,617.38	-64,642.42
435 FACILITY RENTAL	200.00	150.00	50.00
470 FIRE ACADEMY FEES	4,300.00	4,250.00	50.00
471 EMT SCHOOL FEES	3,300.00	0.00	3,300.00
493 REIMBURSEMENTS	53,962.38	0.00	53,962.38
Total Revenue	619,823.13	580,500.27	39,322.86
Expense			
500 COST OF REVENUE ACQUISITION	10,639.50	11,932.35	-1,292.85
600 EMERGENCY RESPONSE	150,586.02	32,136.82	118,449.20
630 CONTINUED EDUCATION	14,562.15	11,364.62	3,197.53
640 HUMAN RESOURCES	715,704.16	419,719.74	295,984.42
650 ADMINISTRATION	107,809.17	14,065.67	93,743.50
670 PREVENTION/PUBLIC EDUCATION	0.00	3,380.14	-3,380.14
Total Expense	999,301.00	492,599.34	506,701.66
Net Revenue	-379,477.87	87,900.93	-467,378.80

Travis County ESD#3
Revenue & Expense Prev Year Comparison
October through November 2023

	Oct - Nov 23	Oct - Nov 22	\$ Change
Revenue and Expense			
Revenue			
407 INTEREST	97,517.59	36,859.17	60,658.42
410 PROPERTY TAX	29,723.90	6,700.44	23,023.46
415 SALES TAX ALLOCATION	1,045,090.82	1,030,234.28	14,856.54
435 FACILITY RENTAL	2,640.00	400.00	2,240.00
470 FIRE ACADEMY FEES	4,300.00	4,250.00	50.00
471 EMT SCHOOL FEES	12,789.50	1,575.00	11,214.50
493 REIMBURSEMENTS	55,128.36	424,858.08	-369,729.72
Total Revenue	1,247,190.17	1,504,876.97	-257,686.80
Expense			
500 COST OF REVENUE ACQUISITION	22,901.82	22,604.69	297.13
600 EMERGENCY RESPONSE	266,520.96	75,240.40	191,280.56
630 CONTINUED EDUCATION	17,997.76	16,041.74	1,956.02
640 HUMAN RESOURCES	1,158,405.68	988,813.23	169,592.45
650 ADMINISTRATION	148,660.13	24,884.49	123,775.64
670 PREVENTION/PUBLIC EDUCATION	-135.00	6,407.12	-6,542.12
685 MACKEY FIELD	0.00	58,419.75	-58,419.75
Total Expense	1,614,351.35	1,192,411.42	421,939.93
Net Revenue	-367,161.18	312,465.55	-679,626.73

Travis County ESD#3
Profit & Loss
 October through November 2023

Oct - Nov 23

Revenue and Expense

Revenue

407 INTEREST	97,517.59
410 PROPERTY TAX	
4101 Prop Tax Current	27,657.72
4102 Prop Tax Prior	2,066.18
Total 410 PROPERTY TAX	29,723.90
415 SALES TAX ALLOCATION	1,045,090.82
435 FACILITY RENTAL	
4351 BC Room Rental	550.00
4352 Mackey Field rental	2,090.00
Total 435 FACILITY RENTAL	2,640.00
470 FIRE ACADEMY FEES	4,300.00
471 EMT SCHOOL FEES	
4738 - EMT Academy 27	12,789.50
Total 471 EMT SCHOOL FEES	12,789.50
493 REIMBURSEMENTS	55,128.36
Total Revenue	1,247,190.17

Expense

500 COST OF REVENUE ACQUISITION	
502 Sales Tax Collection Costs	22,901.82
Total 500 COST OF REVENUE ACQUISITION	22,901.82
600 EMERGENCY RESPONSE	
601 Apparatus	45,634.62
602 Pagers	36.00
603 Dispatch & Communications	87,332.90
604 Fuel	4,664.26
605 SCBA Maintenance	568.00
606 Vehicle Maint & Repairs	104,667.87
608 Vehicle Supplies	10,004.54
609 Uniforms & Protective Gear	1,883.14
611 Supplies - EMS	4,322.63
613 Auto Insurance	7,407.00
Total 600 EMERGENCY RESPONSE	266,520.96
630 CONTINUED EDUCATION	
632 Training - Fire & Rescue	5,000.84
633 Seminars & Conferences	9,130.52
634 Fire Academy	341.97
635 EMT Certification School	
635 / 11 EMT-B Cert	793.34
635 EMT Certification School - Other	2,731.09
Total 635 EMT Certification School	3,524.43
Total 630 CONTINUED EDUCATION	17,997.76

Travis County ESD#3
Profit & Loss
 October through November 2023

Oct - Nov 23

640 HUMAN RESOURCES	
641 Benefits & Payroll Tax	328,167.08
642 Payroll	827,849.55
644 Certifications	2,389.05
Total 640 HUMAN RESOURCES	<u>1,158,405.68</u>
650 ADMINISTRATION	
668 - Building Expansion-Improvement	83,397.54
651 Building Maint.	14,334.70
652 Office Supplies	1,324.02
653 Station Supplies	7,605.19
655 Dues & Subscriptions	1,229.87
656 Information Technology	3,883.56
657 Postage & Handling	2,399.54
658 Property & Liability Insura	11,001.00
659 Professional Services	6,769.57
660 Public Notices/Articles	528.00
661 Telephone	109.50
662 Utilities	12,586.50
666 Contract Services	3,491.14
Total 650 ADMINISTRATION	<u>148,660.13</u>
670 PREVENTION/PUBLIC EDUCATION	
672 Public Education	-135.00
Total 670 PREVENTION/PUBLIC EDUCATION	<u>-135.00</u>
Total Expense	<u>1,614,351.35</u>
Net Revenue	<u><u>-367,161.18</u></u>

**TRAVIS COUNTY ESD #3
PROPERTY TAX REVENUE COLLECTION COMPARISON**

	FISCAL YEAR ENDING				Compared to prior year	
	2023		2024		Month \$	
	For all prior to 2021 taxes	For Prior 2022	For all prior to 2022 taxes	For Current 2023-2024		
OCT	\$4,249	\$0	\$3,814	\$0	\$0	#DIV/0!
NOV	\$758	\$36,967	\$2,210	\$37,513	\$546	1%
DEC	\$493	\$783,307			-\$783,307	-100%
JAN	\$3,216	\$916,427			-\$916,427	-100%
FEB	\$15	\$375,603			-\$375,603	-100%
MAR	\$174	\$22,246			-\$22,246	-100%
APR	\$1,239	\$8,017			-\$8,017	-100%
MAY	\$172	\$8,402			-\$8,402	-100%
JUN	-\$1,514	\$2,048			-\$2,048	-100%
JUL	\$583	\$8,872			-\$8,872	-100%
AUG	\$147	\$3,428			-\$3,428	-100%
SEPT	\$968	\$1,444			-\$1,444	-100%
YEAR	\$10,500	\$2,166,761	\$6,024	\$37,513	-\$2,129,248	
	\$	2,177,261		\$43,537		
			2023-24 Tax Levy	\$2,222,030		

NET CERTIFIED TAXABLE PROPERTY VALUE UPDATES FROM TCAD

Rec'd	FISCAL YEAR ENDING				Inc/(Dec) from	
	2022		2023		Prior Year \$	Prior Year %
	2021	2022	2022	2023		
OCT	\$4,021,203,201	\$4,949,880,774	\$4,904,448,404	\$5,555,074,925	\$650,626,521	16%
NOV	\$4,019,412,721	\$4,939,469,343	\$4,904,448,404	\$5,555,074,925	\$650,626,521	16%
DEC	\$4,019,412,721	\$4,939,469,343			\$0	0%
JAN	\$4,019,412,721	\$4,939,469,343			\$0	0%
FEB	\$4,016,568,527	\$4,928,211,764			\$0	0%
MAR	\$4,016,568,527	\$4,928,211,764			\$0	0%
APR	\$4,924,900,120	\$5,429,806,320			\$0	0%
MAY	\$4,924,900,120	\$5,429,806,320			\$0	0%
JUN	\$4,015,709,788	\$4,907,280,589			\$0	0%
JUL	\$4,906,006,624	\$5,410,454,171			\$0	0%
AUG	\$4,905,339,474	\$5,570,655,673			\$0	0%
SEPT	\$4,905,339,474	\$5,570,655,673			\$0	0%

2018-2019 Tax Levy on 6,028 Parcels is \$3,281,236,467 at a tax rate of .0975
 2019-2020 Tax Levy on 6,025 Parcels is \$3,504,957,784 at a tax rate of .0800
 2020-2021 Tax Levy on 6,069 Parcels is \$3,677,674,279 at a tax rate of .0790
 2021-2022 Tax Levy on 6,056 Parcels is \$4,022,828,637 at a tax rate of .0650
 \$2,614,838

2022-2023 Tax Levy on 6,056 Parcels on \$4,974,785,781 would compute to a NO NEW tax rate of .0538
 ADOPTED RATE FOR 2022-2023 is .0450 or \$2,227,447 in taxes

2023-2024 NO NEW tax rate is .0411

2023-2024 Tax Levy on 5,583 parcels \$5,555,074,925 at .0400 would levy \$2,222,030 in taxes

Checks over \$2,000 for the period of November 22nd to December 14, 2023

<u>Date</u>	<u>Num</u>	<u>Name</u>	<u>Memo</u>	<u>Amount</u>
11/27/2023	18459	Pedernales Fire Department	Ropes Training	\$2,000.00
11/27/2023	18460	Texas Association Counties	Health Insurance	\$47,881.36
11/27/2023	18461	The Hartford	Accident Insurance	\$4,860.58
11/28/2023	Draft	Paychex	Employee 457 Contribution	\$17,599.16
11/28/2023	Draft	Paychex	Employer 401 Matching	\$21,572.53
11/28/2023	Draft	Paychex	Net Payroll	\$104,431.29
11/28/2023	Draft	Paychex	Employment Taxes	\$39,286.19
11/28/2023	Draft	COSTCO - VISA	Numerous charges	\$24,395.01
11/29/2023	Draft	Money Market	Transfer to Checking - November payroll	\$200,000.00
12/11/2023	Draft	Money Market	Transfer to Checking - December operations	\$600,000.00
12/14/2023	18462	Texas Association Counties	Health Insurance	\$47,881.36
12/14/2023	18465	City of Austin Fleet Services - Fuel	Two months - Fuel charges	\$4,166.42
12/14/2023	18478	Travis Central Appraisal District	Appraisal Fees	\$2,827.43
12/14/2023	18479	Travis County ESD#6	Truck Repairs	\$2,471.53
12/14/2023	18480	VFIS	Auto and Liability Insurance	\$18,348.00
12/14/2023	Draft	Paychex	Employee 457 Contribution	\$16,210.49
12/14/2023	Draft	Paychex	Employer 401 Matching	\$20,540.89
12/14/2023	Draft	Paychex	Net Payroll	\$102,462.99
12/14/2023	Draft	Paychex	Employment Taxes	\$37,691.03

Oak Hill Fire Department
Travis County Emergency Services District #3

Station 301
Circle Drive
9211 Circle Drive
Austin, Texas 78736
512-288-5576
Fax 512-288-5903



Station 302
Barton Creek
4111 Barton Creek
Austin, Texas 78735
Admin 512-288-5534
Fax 512-288-5844

December 2023 Sales Tax Summary

The December allocation reflects sales made during the month of October.

Our December 2023 sales tax allocation was \$537,490, which is up 4.7% (+\$23,942) compared to December 2022 and up 2.6% (+\$40,310) year to date compared to last year.

Our top 10 large companies accounted for 61.9%, our top 30 large companies accounted for 73.5%, and our top 100 large companies accounted for 87.4% of our total fiscal year collections.

Notable reductions continued in the construction sector, from both cement and building supply vendors as well as landscaping companies. Sales Tax allocation from the gas pipeline in our area was also down this month compared to December 2022. We did see several new companies with allocations that were not reporting last December.

December - Sales Tax Allocations by Year

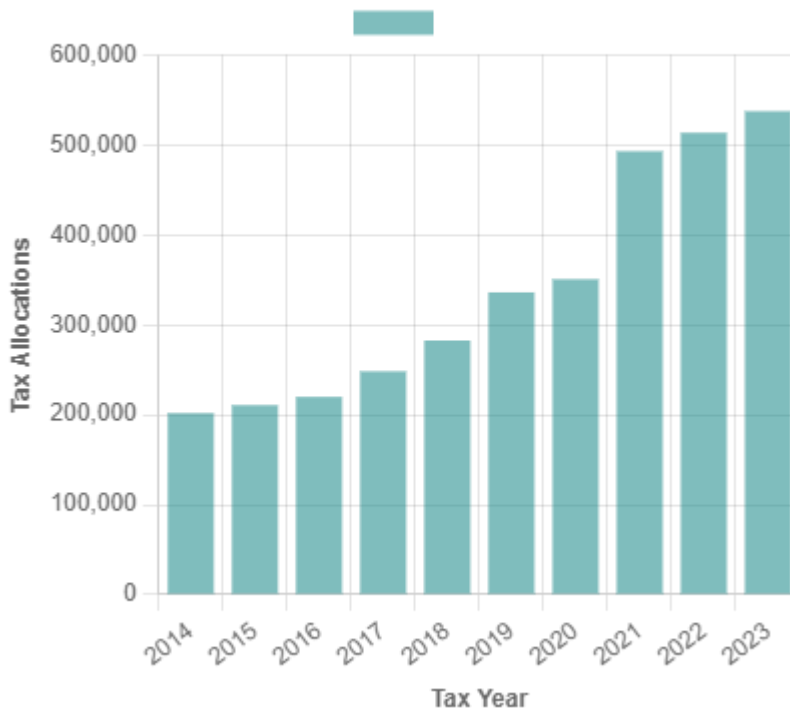


Chart Source: Municipal Advisory Council of Texas (mactexas.com)

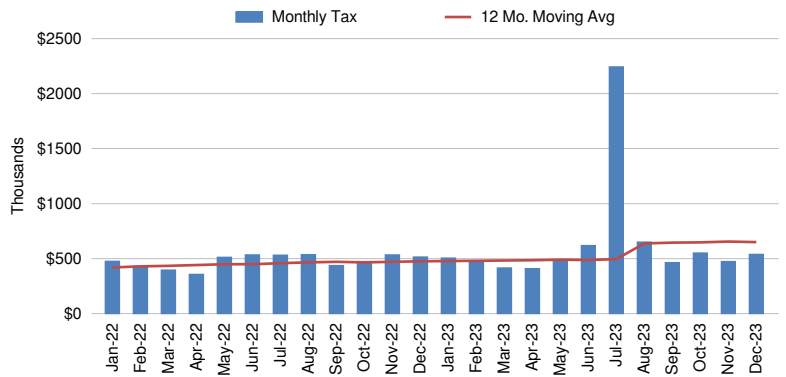
HdL Companies
SALES TAX SNAPSHOT
 Travis Co Esd 3

Dec-23

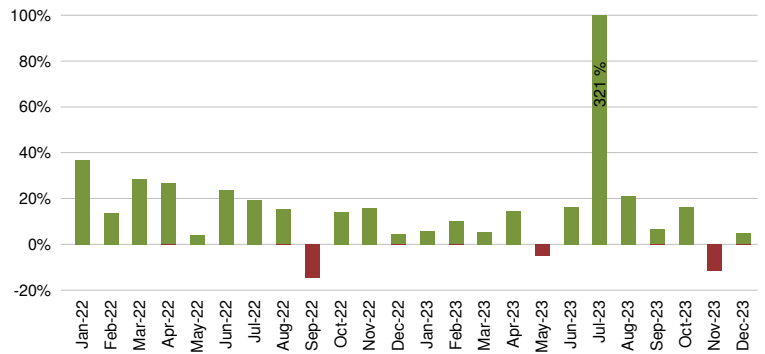
Sales Tax Net Payments

FY Mo.	FY2023	FY2024	YoY % Change
Oct	\$ 473,139	\$ 550,031	16.3%
Nov	\$ 534,450	\$ 473,926	-11.3%
Dec	\$ 513,548	\$ 537,490	4.7%
Jan	\$ 503,201		
Feb	\$ 471,711		
Mar	\$ 415,831		
Apr	\$ 408,313		
May	\$ 487,513		
Jun	\$ 618,526		
Jul	\$ 2,242,925		
Aug	\$ 648,884		
Sep	\$ 463,850		
FYTD	\$ 1,521,137	\$ 1,561,447	2.6%
FY Total	\$ 7,781,891		

Sales Tax Net Payments Trend



Sales Tax Net Payments Change - YoY



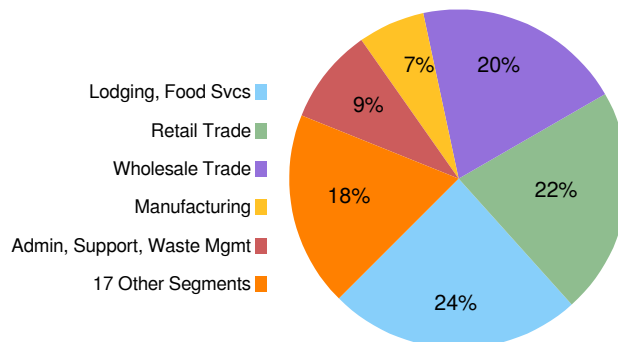
Top 10 Taxpayers

Rank	Company	FYTD Collections	% Total
1	VAUGHAN & SONS INC.		
2	OMNI BARTON CREEK, INC.		
3	MCCOY CORPORATION		
4	AMAZON.COM SERVICES INC (MARKETPLACE)		
5	AUSTIN READY-MIX, LLC		
6	AMAZON FULFILLMENT SERVICES INC		
7	BAREFOOT MOSQUITO AND PEST CONTROL INC		
8	FP LEGACY LANDSCAPING LLC		
9	TOP CHOICE LAWN CARE, LLC		
10	GROVE LANDSCAPES LLC		
Top 10 Companies		\$ 987,957	61.9%
4595 Other Large Companies		\$ 584,556	36.7%
Small Companies/Other		\$ 9,511	0.6%
Single Local Tax Rate (SLT)		\$ 12,883	0.8%
Total		\$ 1,594,907	100.0%

Industry Segment Collections Trend - YoY % Chg

SEGMENT	Jul	Aug	Sep	Oct	Nov	Dec
Wholesale Trade	5718.0%	343.6%	159.8%	249.4%	131.7%	206.2%
Lodging, Food Svcs	8.2%	-12.2%	-15.0%	-8.6%	-18.0%	14.9%
Retail Trade	-6.7%	-13.8%	-11.1%	12.6%	-39.3%	-23.7%
Admin, Support, Waste Mgmt	14.8%	6.0%	3.8%	11.8%	-7.0%	2.0%
Manufacturing	-25.3%	20.9%	0.6%	-17.3%	-26.9%	-6.9%
All Others	18.8%	-2.5%	3.2%	-3.4%	-11.1%	-25.3%
Total Collections	327.8%	14.8%	6.2%	16.4%	-11.8%	5.0%

Sales Tax Collections by Industry Segment



Travis Co Esd 3
SALES TAX PAYMENT DETAIL

Dec-23

Fiscal Year: Oct-Sep

COLLECTIONS	Dec-22	Dec-23	Chg. \$ Chg. %	Prior FYTD	Current FYTD	Chg. \$ Chg. %
Current Period	513,262	540,786	27,524 5.4%	1,517,071	1,542,310	25,239 1.7%
Prior Period	2,078	6,203	4,125 198.5%	7,405	9,814	2,410 32.5%
Future Period	530	0	(530) -100.0%	9,807	26,582	16,774 171.0%
Audit	1,901	(231)	(2,132) -112.2%	2,285	2,547	262 11.5%
Unidentified	103	449	346 335.8%	691	771	80 11.6%
Single Local Tax Rate	5,693	2,609	(3,085) -54.2%	16,543	12,883	(3,660) -22.1%
TOTAL	523,567	549,816	26,248 5.0%	1,553,802	1,594,907	41,105 2.6%
Service Fee	(10,471)	(10,996)	(525) 5.0%	(31,076)	(31,898)	(822) 2.6%
Current Retained	(10,262)	(10,776)	(514) 5.0%	(30,455)	(31,260)	(806) 2.6%
Prior Retained	10,714	9,447	(1,267) -11.8%	28,866	29,699	833 2.9%
NET PAYMENT	513,548	537,490	23,942 4.7%	1,521,137	1,561,447	40,310 2.6%

Travis Co Esd 3
TOP 30 COMPANIES RANK and CHANGE SUMMARY
Dec-23

Fiscal Year: Oct-Sep

Rank*	Company	NAICS Key	Prior	Current	Change \$	Change %	Current Fiscal YTD % Total Collections
			Fiscal YTD Sales Tax Collections	Fiscal YTD Sales Tax Collections			
1	VAUGHAN & SONS INC.	8					
2	OMNI BARTON CREEK, INC.	22					
3	MCCOY CORPORATION	9					
4	AMAZON.COM SERVICES INC (MARKETPLACE)	9					
5	AUSTIN READY-MIX, LLC	5					
6	AMAZON FULFILLMENT SERVICES INC	8					
7	BAREFOOT MOSQUITO AND PEST CONTROL INC	18					
8	FP LEGACY LANDSCAPING LLC	25					
9	TOP CHOICE LAWN CARE, LLC	18					
10	GROVE LANDSCAPES LLC	18					
TOP 10 LARGE** COMPANIES			871,851	987,957	116,106	13.3%	61.9%
11	SKY MARKETING CORPORATION	8					
12	APPLE INC.	5					
13	J MAASS INC	4					
14	A. M. PETROLEUM, INC.	9					
15	WASTEWATER OPERATIONS LLC	4					
16	COPPER ROCK NURSERY, LLC	9					
17	YARDDOC LLC	18					
18	ASAP STONE AND LANDSCAPE SUPPLY LLC.	9					
19	LANDWEST DESIGN GROUP, LTD.	18					
20	HITT CONTRACTING INC.	4					
21	CITY OF AUSTIN	24					
22	J.J. ORION, LLC	9					
23	NEW CINGULAR WIRELESS PCS, LLC	12					
24	BLUE CHEM, INC.	18					
25	CITY ELECTRIC SUPPLY COMPANY	17					
26	MOM'S CONVENIENCE STORE INC.	9					
27	MAGELLAN CRUDE OIL PIPELINE COMPANY, L.P.	10					
28	TEXAS DISPOSAL SYSTEMS, INC.	18					
29	PEDERNALES ELECTRIC COOPERATIVE, INC.	3					
30	PRASLA ENTERPRISE, A TEXAS FOR PROFIT CORPORA	9					
TOP 30 LARGE COMPANIES			1,109,475	1,171,869	62,394	5.6%	73.5%
TOP 100 LARGE COMPANIES			1,343,780	1,394,249	50,469	3.8%	87.4%
4,504 OTHER LARGE COMPANIES			186,041	178,264	(7,777)	-4.2%	11.2%
SMALL COMPANIES & OTHER			7,438	9,511	2,073	27.9%	0.6%
SINGLE LOCAL TAX RATE COLLECTIONS (SLT)			16,543	12,883	(3,660)	-22.1%	0.8%
TOTAL COLLECTIONS			1,553,802	1,594,907	41,105	2.6%	100.0%
STATE COMPROLLER FEES			32,664	33,460	795	2.4%	2.1%
NET PAYMENTS			1,521,137	1,561,447	40,310	2.6%	97.9%

* Ranked by Total of Last Fiscal Year + Current Fiscal YTD

** Businesses whose detailed sales tax data is available

Travis Co Esd 3
INDUSTRY SEGMENT RANK & CHANGE

Dec-23

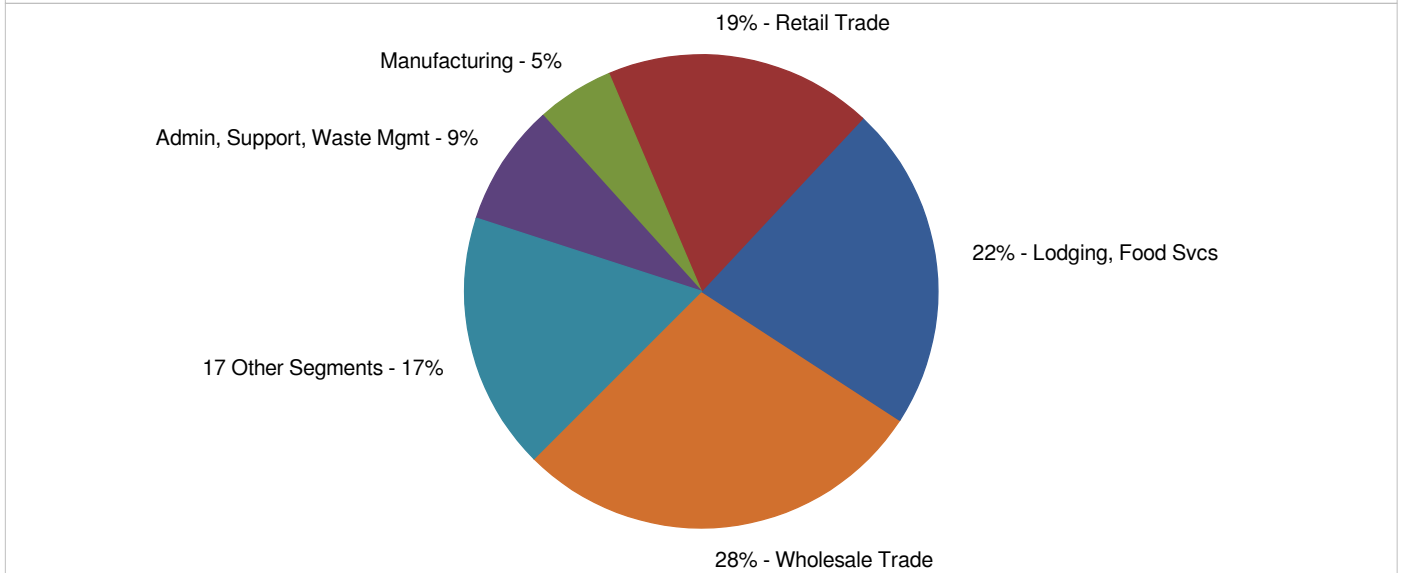
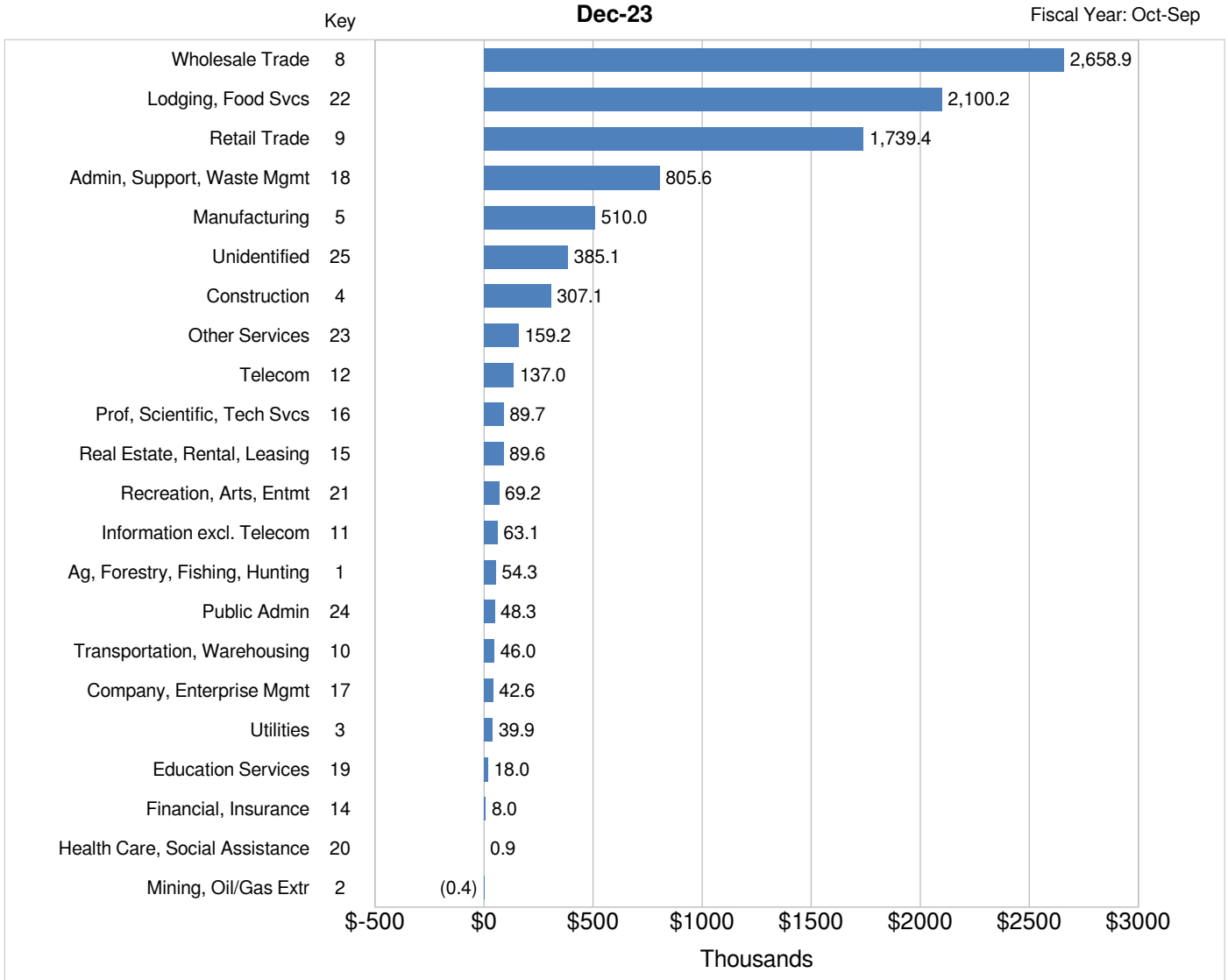
Fiscal Year: Oct-Sep

INDUSTRY SEGMENT*	% Total Current YTD Collections	Prior Fiscal YTD Sales Tax Collections	Current Fiscal YTD Sales Tax Collections	Change	
				\$	%
Wholesale Trade	18.0%	95,922	283,473	187,551	195.5%
Lodging, Food Svcs	27.0%	442,099	424,264	(17,835)	-4.0%
Retail Trade	19.8%	375,954	311,909	(64,045)	-17.0%
Admin, Support, Waste Mgmt	10.1%	155,124	158,676	3,552	2.3%
Manufacturing	6.6%	125,101	103,454	(21,647)	-17.3%
Top 5	81.5%	1,194,200	1,281,776	87,576	7.3%
Unidentified	4.8%	73,894	75,191	1,297	1.8%
Construction	3.0%	62,377	47,245	(15,133)	-24.3%
Other Services	1.9%	33,473	30,598	(2,874)	-8.6%
Telecom	1.6%	30,168	24,898	(5,269)	-17.5%
Prof, Scientific, Tech Svcs	1.0%	19,029	15,025	(4,004)	-21.0%
Real Estate, Rental, Leasing	1.3%	25,833	20,361	(5,472)	-21.2%
Information excl. Telecom	1.3%	14,493	20,006	5,513	38.0%
Recreation, Arts, Entmt	0.7%	14,076	10,265	(3,811)	-27.1%
Ag, Forestry, Fishing, Hunting	0.5%	9,671	8,408	(1,263)	-13.1%
Public Admin	0.7%	8,400	11,141	2,741	32.6%
Transportation, Warehousing	0.5%	17,023	8,028	(8,995)	-52.8%
Company, Enterprise Mgmt	0.3%	12,702	4,852	(7,850)	-61.8%
Utilities	0.6%	9,881	10,112	231	2.3%
Education Services	0.2%	3,390	3,467	76	2.2%
Financial, Insurance	0.1%	1,115	1,048	(67)	-6.0%
Health Care, Social Assistance	0.0%	89	83	(7)	-7.5%
Mining, Oil/Gas Extr	0.0%	7	10	3	48.5%
All Other	18.5%	335,621	290,737	(44,884)	-13.4%
TOTAL COLLECTIONS	100.0%	1,529,821	1,572,513	42,692	2.8%

INDUSTRY SEGMENT	% Change from same month Prior Year					
	Jul	Aug	Sep	Oct	Nov	Dec
Wholesale Trade	5718.0%	343.6%	159.8%	249.4%	131.7%	206.2%
Lodging, Food Svcs	8.2%	-12.2%	-15.0%	-8.6%	-18.0%	14.9%
Retail Trade	-6.7%	-13.8%	-11.1%	12.6%	-39.3%	-23.7%
Admin, Support, Waste Mgmt	14.8%	6.0%	3.8%	11.8%	-7.0%	2.0%
Manufacturing	-25.3%	20.9%	0.6%	-17.3%	-26.9%	-6.9%
All Others	18.8%	-2.5%	3.2%	-3.4%	-11.1%	-25.3%
TOTAL COLLECTIONS	327.6%	15.1%	6.1%	16.3%	-11.9%	5.6%

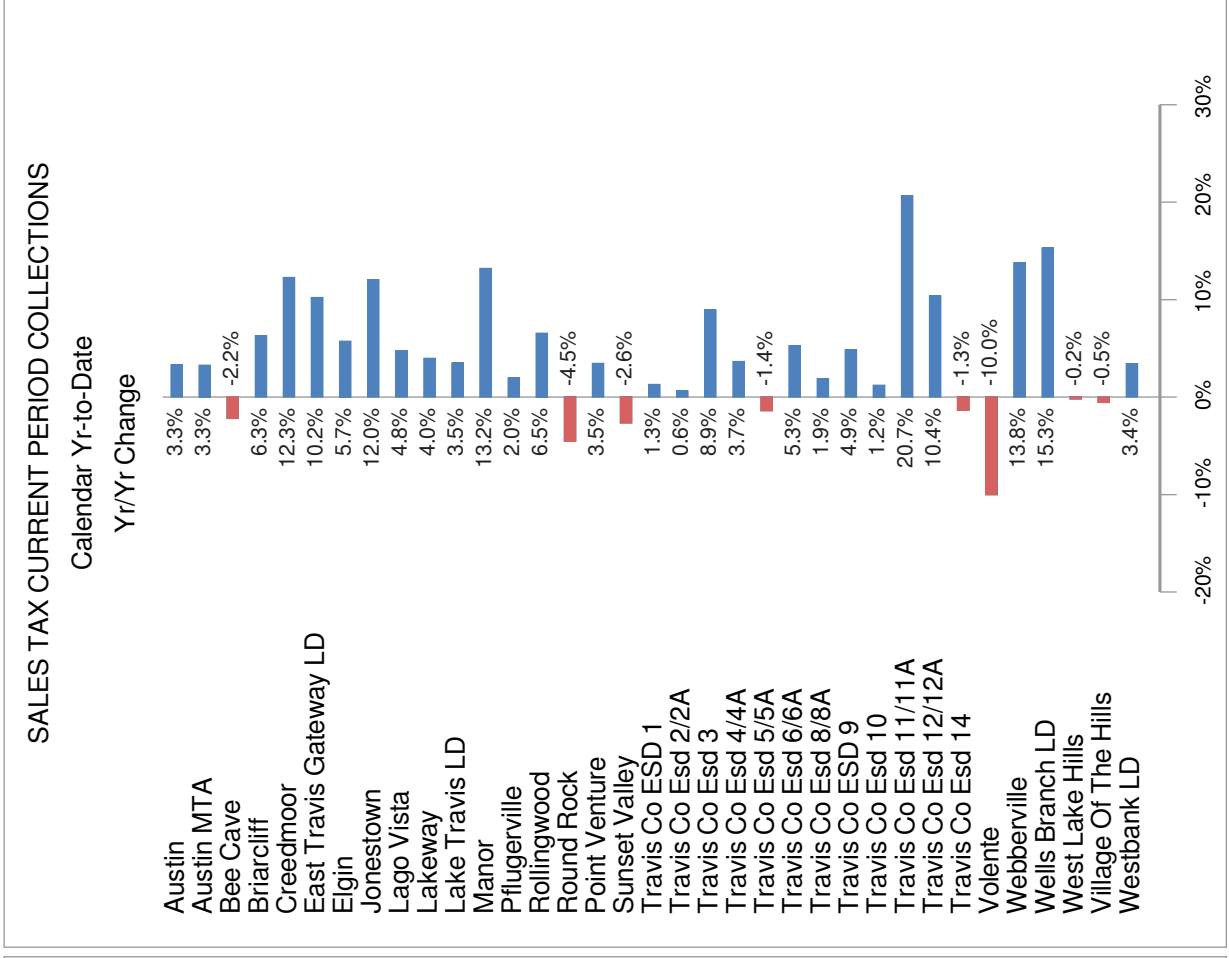
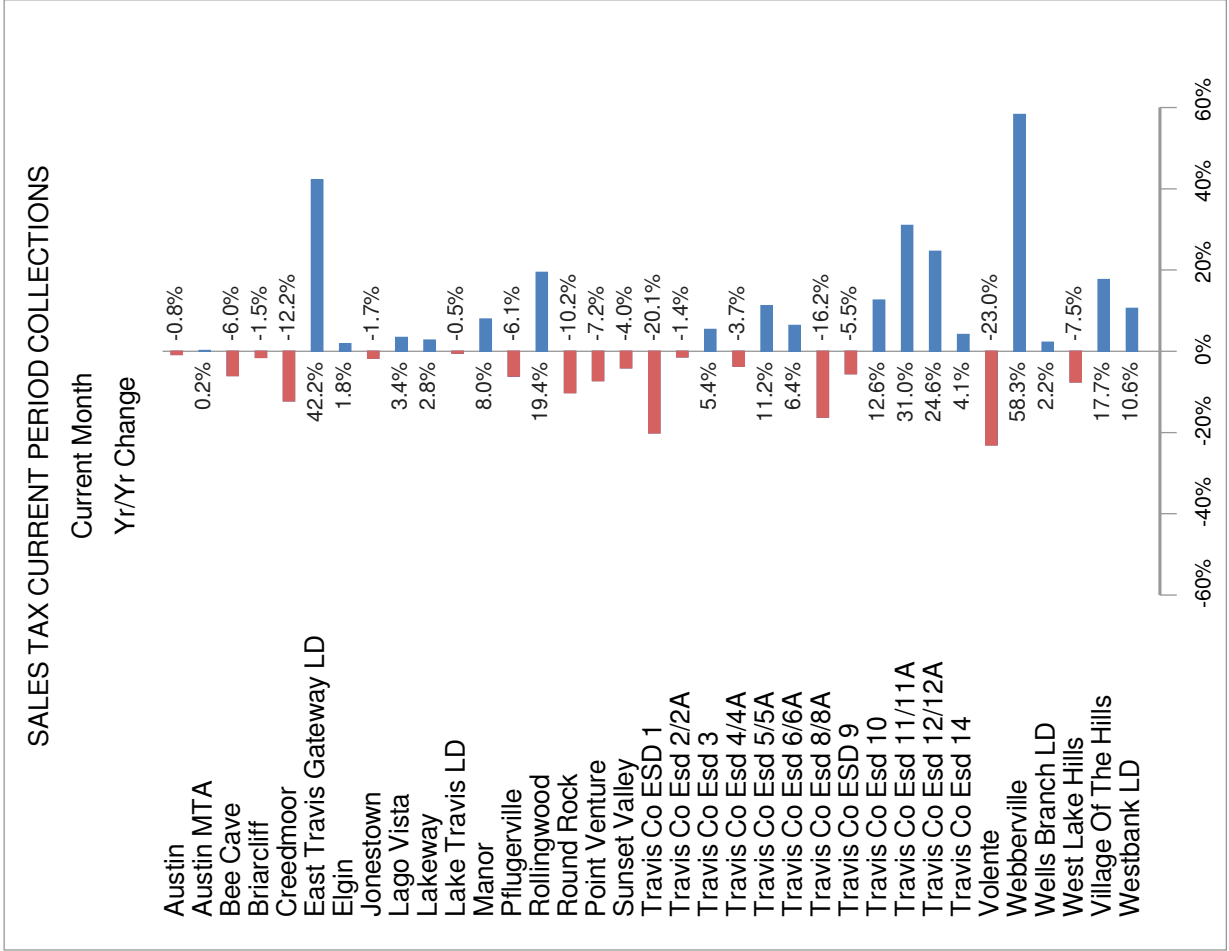
* Ranked by Current + Prior YTD Collections

INDUSTRY SEGMENT SALES TAX RANK & DISTRIBUTION
(Prior Fiscal Year + Current Fiscal Year-to-Date)



SALES TAX TREND TRAVIS COUNTY

Dec-23



NAICS KEY

Code	Industry Segment
1	Ag, Forestry, Fishing, Hunting
2	Mining, Oil/Gas Extr
3	Utilities
4	Construction
5	Manufacturing
6	Included in Key No. 5
7	Included in Key No. 5
8	Wholesale Trade
9	Retail Trade
10	Transportation, Warehousing
11	Information excl. Telecom
12	Telecom
13	Included in Key No. 11
14	Financial, Insurance
15	Real Estate, Rental, Leasing
16	Prof, Scientific, Tech Svcs
17	Company, Enterprise Mgmt
18	Admin, Support, Waste Mgmt
19	Education Services
20	Health Care, Social Assistance
21	Recreation, Arts, Entmt
22	Lodging, Food Svcs
23	Other Services
24	Public Admin
25	Unidentified

Oak Hill Fire Department
Travis County Emergency Services District #3

Station 301
Circle Drive
9211 Circle Drive
Austin, Texas 78736
512-288-5576
Fax 512-288-5903



Station 302
Barton Creek
4111 Barton Creek
Austin, Texas 78735
Admin 512-288-5534
Fax 512-288-5844

December 2023 Chief's Report

Significant Events

November 13 (B) – Vehicle Fire – AutoAid Given (Austin) – 8301 Gallatin Dr

[Engine 301] E301 was assigned to an 'Auto Fire' in the CoA. E301 arrived and found an old VW bus with heavy smoke coming from the rear engine compartment. The vehicle was parked in the street, with no exposures. E301 pulled our bumper line and extinguished the fire. We then used water to cool the vehicle until the TIC showed no more hotspots.

November 26 (B) – Structure Fire – AutoAid Given (Austin) – 5212 Crystal Water Dr

[Truck 302] TK302 responded code 3 to a structure fire. While responding, units on scene went from investigation to offensive mode. As TK302 was arriving on scene, Command had TK302 level one stage while crews checked for extension in a wall section of the residence. After crews inside had determined the fire to be extinguished, Command cleared TK302 off the call. TK302 cleared off the call and returned to service.

November 27 (C) – Structure Fire – AutoAid Given (CE-Bar) – 2021 River Hills Rd

[Truck 302] TK302 was dispatched out for a reported box alarm in ESD 9 area. TK302 responding and arrived on the scene to stage. TK302 Officer went to the Command Post and requested assignment and was assigned Inside Division. Made entry to the house to find crews working on overhaul of the area of origin. Light smoke was still in the house and had E1001 up in the attic checking for extension. No heat was found in the attic from thermal scan. Had crews continue to check the area and work on salvage. Ventilation had started to remove smoke from the house and the attic. E1001 came back down and had picked up their hose line. I had TK302 crew enter the attic and continue to check the area and clear the insulation from the hole that was put in the ceiling by the crews. Command then entered the structure and gave him an update on the status. Command then cleared TK302.

[Battalion 302] BAT302 responded to a structure fire in ESD 9. Upon arrival, Command asked BAT302 to locate a hydrant. By the time BAT302 was able to locate a hydrant, the crews had contained the fire to the fireplace and there was no extension. Command cleared units and BAT302 went available.

Aid Responses

Austin
Travis County ESD #1
Pflugerville – TCESD #2
Manchaca – TCESD #5
Lake Travis FR – TCESD #6
Pedernales – TCESD #8
Westlake – TCESD #9
CE-Bar – TCESD #10
Manor – TCESD #12
Hays County
Total

November	
Received	Given To
19	15
0	0
0	0
0	0
1	2
0	0
10	1
0	1
0	0
1	0
31	19

2023	
Received	Given To
294	176
0	0
0	0
2	0
11	16
0	5
66	21
3	9
0	5
2	1
378	233

Operations

Unscheduled OT Hours
Sick and Vacation Hours Taken
Injuries
Injuries Lost Time Hours
Volunteer Hours Contributed

November	2023
644	4,388
689	10,661
1	5
683	1,969
14	187

Special Projects Status

- We recently participated with the Oak Hill Parkway agencies for a “touch-a-truck” event where the public was invited to view static displays of different equipment that work on or around the roadways every day. We provided the opportunity for people to see our truck and its equipment and to answer questions.
- I spent late last week at the Texas Fire Chiefs’ Workshop in San Antonio where Fire Chiefs from across the state come together to discuss current issues. This also covers the 20 hours of annual Chief-level training required by the Texas Commission on Fire Protection (TCFP). Topics covered include mental health, Electric Vehicles and Electric Storage Systems, Legislative reports, and presentations by State Agencies.

Our 90th percentile response travel time this month was 10:21 for all incidents.
 Our 50th percentile (median) response travel time this month was 4:44 for all incidents.
 Our average response travel time this month was 5:22 for all incidents.

